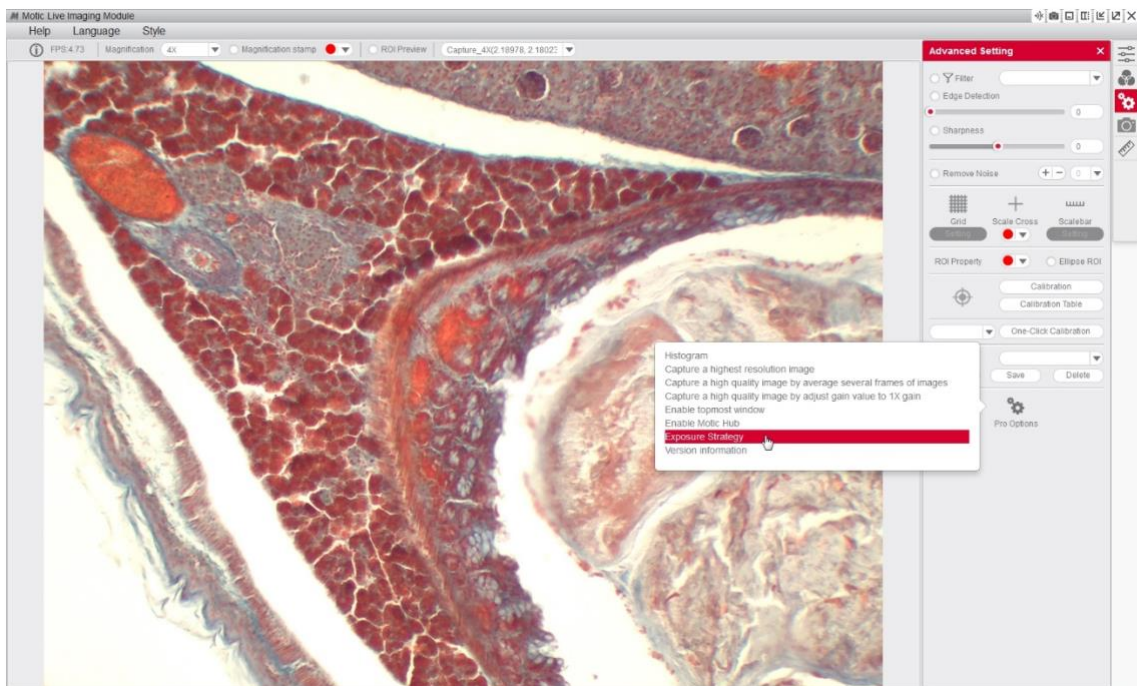


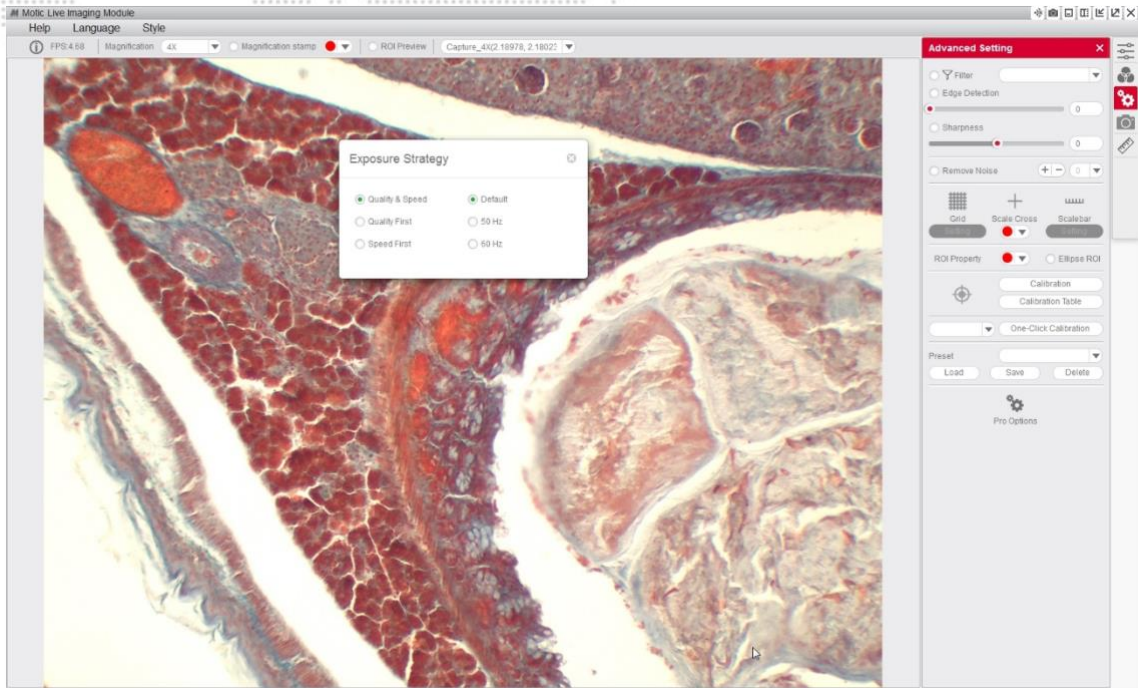
## How to change the Exposure Strategy

**\*NOTE:** The option that allows us to modify the “exposure strategy” through the software to obtain a faster live image is also dependent on other factors that can also have an impact, such as the amount of illumination received by the camera sensor, as well as the specifications of the computer itself.

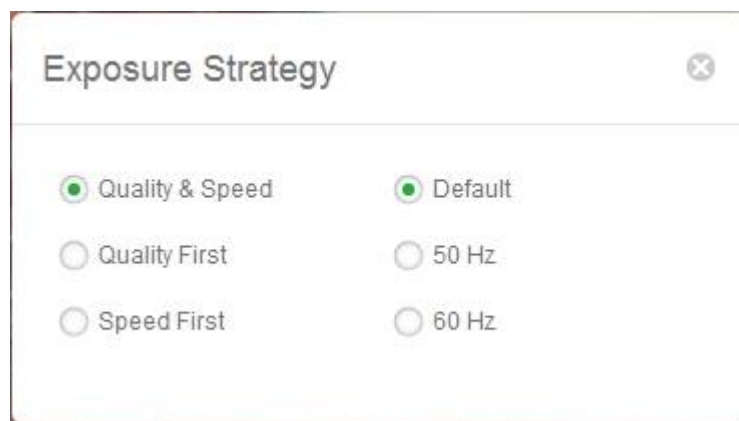
1. To Access the “**Exposure Strategy**” option we will have to go to the advanced settings of the camera (Motic Live Imaging Module).



2. A window with 3 options will appear.



- **Quality & Speed:** Medium image quality and medium response time (recommended for middle range equipment).
- **Quality First:** High image quality and low response time (recommended for upper range equipment).
- **Speed First:** Low image quality and fast response time (recommended for lower range equipment).



For more quick start guides to learn the different functions of our software, visit our web [www.moticamseries.com](http://www.moticamseries.com)

You can also contact our Digital Support Department by writing an e-mail to the following address: [digital.support@moticEurope.com](mailto:digital.support@moticEurope.com)